

STANBURY DOMESTIC INVESTMENT PROGRAM

6a.22 (SDIP6a.22)



Program Fact Sheet – 28 February 2026

PROGRAM OVERVIEW / OBJECTIVE

The aim of the program is to raise funds for the upliftment of the Namibian society by investing in the educational needs of tertiary students in Namibia.

The SDIP 6a.22 program provides a domestic investment opportunity offering above average guaranteed returns which vary with the term of the investment cycle.

PROGRAM DETAIL

Program Name: Stanbury Domestic Investment Program 6a.22 (SDIP6a.22)
 Program Type: Fixed term investment with guaranteed interest rates
 Program Issue Date: 1 June 2022
 Program Closing Date: 16 November 2022
 Program Limit: N\$50,000,000.00

Program Returns: 12 months - 12.52%
 (Guaranteed) 36 months - 13.81%
 60 months - 14.94%

Minimum Investment Amount: N\$100,000.00 / multiples of N\$100,000.00

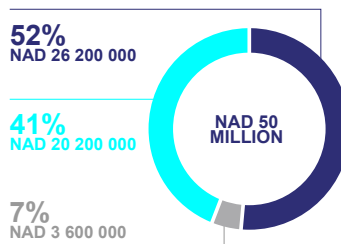
Annual Administration Fee: 0.25%

Annual Effective Rate after Fees: 12 months - 12.94%
 36 months - 16.62%
 60 months - 21.50%

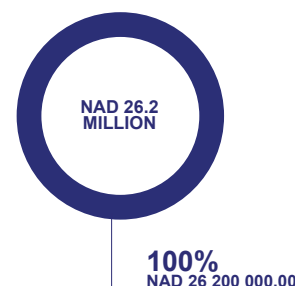
Invested Amount as at 16.11.2022 N\$50,000,000.00

PROGRAM COMPOSITION AS AT 28 FEBRUARY 2026

INITIAL COMPOSITION




COMPOSITION AS AT 28 FEBRUARY 2026



Investment term

● 12 months ● 36 months ● 60 months ● 36 months ● 60 months

RETURN DISTRIBUTION FREQUENCY:



PROGRAM PERFORMANCE AS AT 28 FEBRUARY 2026

PER TERM OF INVESTMENT

Term	Capital Invested	Interest Earned (up to 28.02.2026)	Total Interest Paid (up to 28.02.2026)	Capital Repaid on Maturity (up to 28.02.2026)	Balance as at 28.02.2026	Guaranteed Returns Over Period of Program
12 Months	3,600,000.00	475,589.11	(475,589.11)	(3,600,000.00)	0	4,075,589.11
36 Months	20,200,000.00	8,509,600.27	(8,509,600.27)	(20,200,000.00)	0	28,709,601.21
60 Months	26,200,000.00	16,643,144.30	(2,261,392.95)	0	40,581,751.35	53,712,695.81
TOTAL	50,000,000.00	25,628,333.68	(11,246,582.33)	(23,800,000.00)	40,581,751.35	86,497,886.13

TOTAL PERFORMANCE

Month	Capital Invested	Growth	Interest Earned	Interest Paid	Capital Repaid	Balance
Jun-22	6,300,000.00		19,317.13			6,319,317.13
Jul-22	7,300,000.00	13,800,000.00	93,615.01			13,712,932.14
Aug-22	2,300,000.00	15,900,000.00	174,499.33	(19,401.53)		16,168,029.94
Sept-22	4,600,000.00	20,500,000.00	207,027.40	(17,995.16)		20,957,062.18
Oct-22	3,200,000.00	23,700,000.00	267,808.65	(16,372.60)		24,408,498.23
Nov-22	26,300,000.00	50,000,000.00	50,708,498.23	(110,225.68)		51,048,419.86
Dec-22	0	50,000,000.00	51,048,419.86	(202,242.13)	(199,885.31)	51,048,776.68
Jan-23	0	50,000,000.00	51,468,776.68	625,417.05	(196,696.27)	51,897,497.46
Feb-23	0	50,000,000.00	51,897,497.48	569,573.41	(175,368.96)	52,291,701.91
Mar-23	0	50,000,000.00	52,291,701.91	635,539.08	(197,277.48)	52,729,963.49
Apr-23	0	50,000,000.00	52,729,963.49	620,260.34	(187,895.34)	53,162,328.49
May-23	0	50,000,000.00	53,162,328.49	646,254.81	(194,158.52)	53,614,424.78
Jun-23	0	50,000,000.00	53,614,424.78	612,375.87	(1,324,595.66)	50,402,204.99
Jul-23	0	50,000,000.00	50,402,204.99	617,368.23	(264,532.75)	50,755,040.47
Aug-23	0	50,000,000.00	50,755,040.47	613,543.36	(403,371.46)	50,065,212.37
Sept-23	0	50,000,000.00	50,065,212.37	594,930.46	(283,681.01)	50,176,461.82
Oct-23	0	50,000,000.00	50,176,461.82	616,766.84	(265,801.60)	50,527,427.06
Nov-23	0	50,000,000.00	50,527,427.06	601,059.40	(257,227.40)	50,871,259.06
Dec-23	0	50,000,000.00	50,871,259.06	625,038.47	(265,801.60)	51,230,495.93
Jan-24	0	50,000,000.00	51,230,495.93	629,583.20	(297,780.25)	51,562,298.88
Feb-24	0	50,000,000.00	51,562,298.88	592,890.65	(248,653.11)	51,906,536.42
Mar-24	0	50,000,000.00	51,906,536.42	638,134.73	(265,801.60)	52,278,869.55
Apr-24	0	50,000,000.00	52,278,869.55	622,108.26	(257,227.36)	52,643,750.45
May-24	0	50,000,000.00	52,643,750.45	647,461.38	(265,801.60)	53,025,410.23
Jun-24	0	50,000,000.00	53,025,410.23	631,248.14	(257,227.36)	53,399,431.01
Jul-24	0	50,000,000.00	53,399,431.01	656,867.44	(265,801.60)	53,790,496.85
Aug-24	0	50,000,000.00	53,790,496.85	661,803.42	(265,801.60)	54,186,498.67
Sept-24	0	50,000,000.00	54,186,498.67	645,247.70	(257,227.36)	54,574,591.01
Oct-24	0	50,000,000.00	54,574,591.01	671,478.95	(265,801.60)	54,980,196.36
Nov-24	0	50,000,000.00	54,980,196.36	654,659.50	(257,227.37)	55,377,628.49
Dec-24	0	50,000,000.00	55,377,628.49	681,039.46	(265,801.60)	55,792,866.35
Jan-25	0	50,000,000.00	55,792,866.35	685,163.43	(296,658.33)	56,181,371.45
Feb-25	0	50,000,000.00	56,181,371.45	624,328.19	(240,078.86)	56,565,620.78
Mar-25	0	50,000,000.00	56,565,620.78	696,082.53	(265,801.60)	56,995,901.71
Apr-25	0	50,000,000.00	56,995,901.71	678,896.37	(257,227.36)	57,417,570.72
May-25	0	50,000,000.00	57,417,570.72	706,858.99	(265,801.60)	57,858,628.11
Jun-25	0	50,000,000.00	57,858,628.11	686,234.91	(409,757.55)	57,835,105.47
Jul-25	0	50,000,000.00	57,835,105.47	692,787.89	(404,714.70)	51,823,178.66
Aug-25	0	50,000,000.00	51,823,178.66	640,586.51	(195,427.37)	52,268,337.80
Sept-25	0	50,000,000.00	52,268,337.80	625,321.30	(189,123.26)	52,704,535.84
Oct-25	0	50,000,000.00	52,704,535.84	646,537.92	(347,958.43)	52,703,115.33
Nov-25	0	50,000,000.00	52,703,115.33	548,890.13	(705,709.78)	39,245,095.88
Dec-25	0	50,000,000.00	39,246,095.68	495,066.11	(40,604.05)	39,700,557.74
Jan-26	0	50,000,000.00	39,700,557.74	500,832.69	(40,604.05)	40,160,786.38
Feb-26	0	50,000,000.00	40,160,786.38	457,639.60	(36,674.63)	40,581,751.35

NS23,266,246.45 matured investments (capital and interest earned) on the SDIP6a.22 program were reinvested on the SDIP6b.22 since June 2023.

WHO SHOULD INVEST

An investor who wants his/her capital to be secured and guaranteed and who aims for above average market returns, which returns are fixed per term and also guaranteed. An investor who is willing to keep his/her capital invested for the duration of the investment term but have the flexibility of payment options on returns earned.

INSURER DETAILS

Insurer: Stanbury Life Limited
 Registration Number: 2004/046
 Physical Address: No 2 Keller Street Windhoek, Namibia

TELEPHONE NUMBER: +264 61 275 4185

EMAIL: info@stanbury.na
 WEBSITE: www.stanbury.na