

STANBURY DOMESTIC INVESTMENT PROGRAM

6a.22 (SDIP6a.22)

STANBURY



Program Fact Sheet – 31 May 2025

PROGRAM OVERVIEW / OBJECTIVE

The aim of the program is to raise funds for the upliftment of the Namibian society by investing in the educational needs of tertiary students in Namibia.

The SDIP 6a.22 program provides a domestic investment opportunity offering above average guaranteed returns which vary with the term of the investment cycle.

PROGRAM DETAIL

Program Name: Stanbury Domestic Investment Program 6a.22 (SDIP6a.22)
Program Type: Fixed term investment with guaranteed interest rates
Program Issue Date: 1 June 2022
Program Closing Date: 16 November 2022
Program Limit: N\$50,000,000.00

Program Returns: 12 months - 12.52%
(Guaranteed) 36 months - 13.81%
60 months - 14.94%

Minimum Investment Amount: N\$100,000.00 / multiples of N\$100,000.00

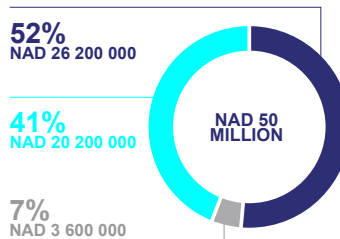
Annual Administration Fee: 0.25%

Annual Effective Rate after Fees: 12 months - 12.94%
36 months - 16.62%
60 months - 21.50%

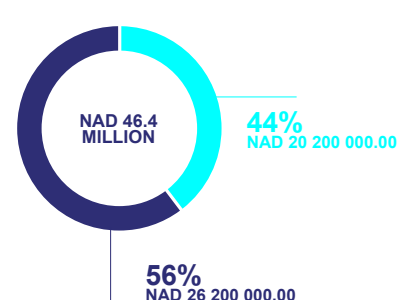
Invested Amount as at 16.11.2022 N\$50,000,000.00

PROGRAM COMPOSITION AS AT 31 MAY 2025

INITIAL COMPOSITION




COMPOSITION AS AT 31 MAY 2025



Investment term

12 months 36 months 60 months 36 months 60 months

RETURN DISTRIBUTION FREQUENCY:



PROGRAM PERFORMANCE AS AT 31 MAY 2025

PER TERM OF INVESTMENT

Term	Capital Invested	Interest Earned (up to 31.05.2025)	Total Interest Paid (up to 31.05.2025)	Capital Repaid on Maturity (up to 31.05.2025)	Balance as at 31.05.2025	Guaranteed Returns Over Period of Program
12 Months	3,600,000.00	475,589.11	(475,589.11)	(3,600,000.00)	0	4,075,589.11
36 Months	20,200,000.00	7,522,684.21	(7,044,415.18)	0	20,678,269.03	28,709,601.21
60 Months	26,200,000.00	12,336,363.31	(1,356,004.23)	0	37,180,359.08	53,712,695.81
TOTAL	50,000,000.00	20,334,636.63	(8,876,008.52)	(3,600,000.00)	57,858,628.11	86,497,886.13

TOTAL PERFORMANCE

Month	Capital Invest-ed		Growth	Interest Earned	Interest Paid	Capital Repaid	Balance
Jun-22	6,300,000.00			19,317.13			6,319,317.13
Jul-22	7,300,000.00	13,600,000.00	13,619,317.13	93,615.01			13,712,932.14
Aug-22	2,300,000.00	15,900,000.00	16,012,932.14	174,499.33	(19,401.53)		16,168,029.94
Sept-22	4,600,000.00	20,500,000.00	20,768,029.94	207,027.40	(17,995.16)		20,957,062.18
Oct-22	3,200,000.00	23,700,000.00	24,157,062.18	267,808.65	(16,372.60)		24,408,498.23
Nov-22	26,300,000.00	50,000,000.00	50,708,498.23	450,147.31	(110,225.68)		51,048,419.86
Dec-22	0	50,000,000.00	51,048,419.86	620,242.13	(199,885.31)		51,468,776.68
Jan-23	0	50,000,000.00	51,468,776.68	625,417.05	(196,696.27)		51,897,497.46
Feb-23	0	50,000,000.00	51,897,497.46	569,573.41	(175,368.96)		52,291,701.91
Mar-23	0	50,000,000.00	52,291,701.91	635,538.08	(197,277.48)		52,729,963.49
Apr-23	0	50,000,000.00	52,729,963.49	620,260.34	(187,895.34)		53,162,328.49
May-23	0	50,000,000.00	53,162,328.49	646,254.81	(194,158.52)		53,614,424.78
Jun-23	0	50,000,000.00	53,614,424.78	612,375.87	(1,324,595.66)	(2,500,000.00)	50,402,204.99
Jul-23	0	50,000,000.00	50,402,204.99	617,368.23	(264,532.75)	0	50,755,040.47
Aug-23	0	50,000,000.00	50,755,040.47	613,543.36	(403,371.46)	(900,000.00)	50,065,212.37
Sept-23	0	50,000,000.00	50,065,212.37	594,930.46	(283,681.01)	(200,000.00)	50,176,461.82
Oct-23	0	50,000,000.00	50,176,461.82	616,766.84	(265,801.60)	0	50,527,427.06
Nov-23	0	50,000,000.00	50,527,427.06	601,059.40	(257,227.40)	0	50,871,259.06
Dec-23	0	50,000,000.00	50,871,259.06	625,038.47	(265,801.60)	0	51,230,495.93
Jan-24	0	50,000,000.00	51,230,495.93	629,583.20	(297,780.25)	0	51,562,298.88
Feb-24	0	50,000,000.00	51,562,298.88	592,890.65	(248,653.11)	0	51,906,536.42
Mar-24	0	50,000,000.00	51,906,536.42	638,134.73	(265,801.60)	0	52,278,869.55
Apr-24	0	50,000,000.00	52,278,869.55	622,108.26	(257,227.36)	0	52,643,750.45
May-24	0	50,000,000.00	52,643,750.45	647,461.38	(265,801.60)	0	53,025,410.23
Jun-24	0	50,000,000.00	53,025,410.23	631,248.14	(257,227.36)	0	53,399,431.01
Jul-24	0	50,000,000.00	53,399,431.01	656,867.44	(265,801.60)	0	53,790,496.85
Aug-24	0	50,000,000.00	53,790,496.85	661,803.42	(265,801.60)	0	54,186,498.67
Sept-24	0	50,000,000.00	54,186,498.67	645,247.70	(257,227.36)	0	54,574,591.01
Oct-24	0	50,000,000.00	54,574,591.01	671,478.95	(265,801.60)	0	54,980,196.36
Nov-24	0	50,000,000.00	54,980,196.36	654,659.50	(257,227.37)	0	55,377,628.49
Dec-24	0	50,000,000.00	55,377,628.49	681,039.46	(265,801.60)	0	55,792,866.35
Jan-25	0	50,000,000.00	55,792,866.35	685,163.43	(296,658.33)	0	56,181,371.45
Feb-25	0	50,000,000.00	56,181,371.45	624,328.19	(240,078.86)	0	56,565,620.78
Mar-25	0	50,000,000.00	56,565,620.78	696,082.53	(265,801.60)	0	56,995,901.71
Apr-25	0	50,000,000.00	56,995,901.71	678,896.37	(257,227.36)	0	57,417,570.72
May-25	0	50,000,000.00	57,417,570.72	706,858.99	(265,801.60)	0	57,858,628.11

*N\$3,664,557.65 matured investments (capital and interest earned) on the SDIP 6a.22 program were reinvested on the SDIP 8b.22 since June 2023.

WHO SHOULD INVEST

An investor who wants his/her capital to be secured and guaranteed and who aims for above average market returns, which returns are fixed per term and also guaranteed. An investor who is willing to keep his/her capital invested for the duration of the investment term but have the flexibility of payment options on returns earned.

INSURER DETAILS

Insurer: Stanbury Life Limited
Registration Number: 2004/046
Physical Address: No 2 Keller Street Windhoek Namibia

TELEPHONE NUMBER:

+264 61 275 4185
EMAIL: info@stanbury.na
WEBSITE: www.stanbury.na